





STEPS FOR IMPORTING MACHINERY OR EQUIPMENT INTO SOUTH AUSTRALIA THAT HAS BEEN PREVIOUSLY USED IN GRAPE PRODUCTION

1	↑		Determine the Phylloxera Management Zone you are coming from and going to by referring to the latest Phylloxera Management Zones map on Vinehealth Australia's website .
2			Read the SA Plant Quarantine Standard (PQS) Condition 7 to identify the import requirements specific to your case. This will detail the cleaning, disinfestation and documentation required for entry into SA. Determine if you will be undertaking one import in the year or multiple imports. Find the SA PQS on PIRSA's website .
3	↓		Verify import requirements including associated costs for your case with PIRSA's Market Access team on (08) 8207 7814, or by emailing pirsa.planthealthmarketaccess@sa.gov.au . Contact the sending state to identify timing and costs of obtaining required biosecurity documentation and inspections (VIC 136 186, NSW 1800 680 244, QLD 13 25 23, TAS 1300 368 550, WA (08) 9368 3333).
4	↑		Register with PIRSA as an Importer and either complete a Plant Health Import Certificate each time, or for multiple imports in a year, apply for Importer Registration IR01 or IVCA. Refer to PIRSA's website for plant health import and export forms and fees .
5	CLEAN/TREAT		Arrange for a direct inspection of your machinery or equipment on arrival into SA. This can be undertaken by PIRSA or by a business holding an IVCA accreditation. Complete a request for a direct inspection through PIRSA .
6			Carry out required cleaning and/or treatment according to the SA Plant Quarantine Standard. Note: this may need to be completed in the presence of a Biosecurity Officer.
7			Obtain the required biosecurity documentation proof (e.g. Plant Health Certificate) from the sending state via an inspection of your machinery or equipment from a Biosecurity Officer or Approved Person.
8	MOVE		Move your machinery or equipment to the receiving state , ensuring all biosecurity documentation accompanies the consignment.
9			Where the direct inspection is to be undertaken by a PIRSA Inspector, submit manifest details at time of dispatch from interstate. Find a manifest template on PIRSA's website and lodge by emailing pirsa.planthealthmanifest@sa.gov.au .
10			Have your import inspected upon entry into SA. Inspector may retain your biosecurity documentation for their records.

1 - <https://vinehealth.com.au/tools/maps/phylloxera-management-zones/>

2 - https://pir.sa.gov.au/biosecurity/plant_health

4, 9 - https://www.pir.sa.gov.au/biosecurity/plant_health/plant_health_import_and_export_declarations_and_application_forms

5 - https://www.pir.sa.gov.au/_data/assets/pdf_file/0003/270939/Direct_Inspection_Request_Form.pdf